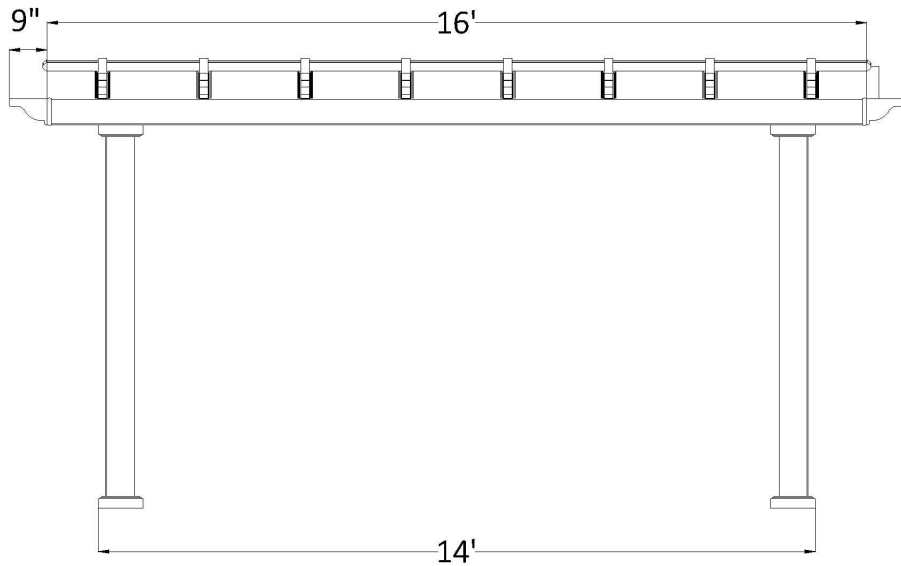


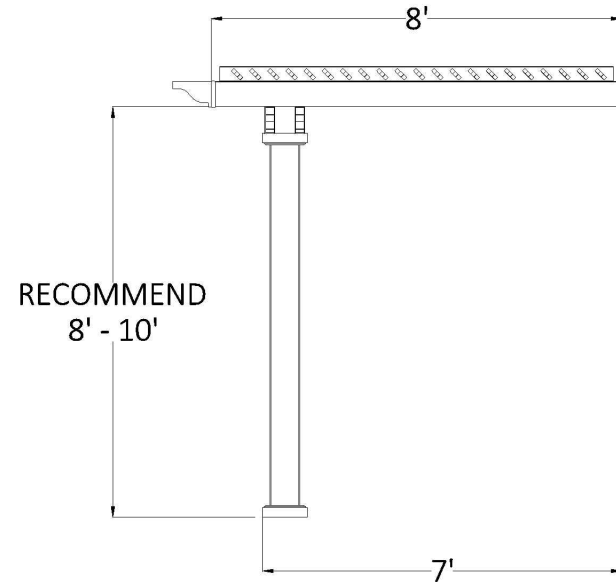
FRONT ELEVATION



POST ON CENTER MEASUREMENT

POST STYLE	INCHES
5" Square Post (7" base)	163
7" Square Column (10 1/2" base)	157 1/2
7" Round Column (10 1/2" base)	157 1/2
10" Round Column (12 1/4" base)	155 3/4


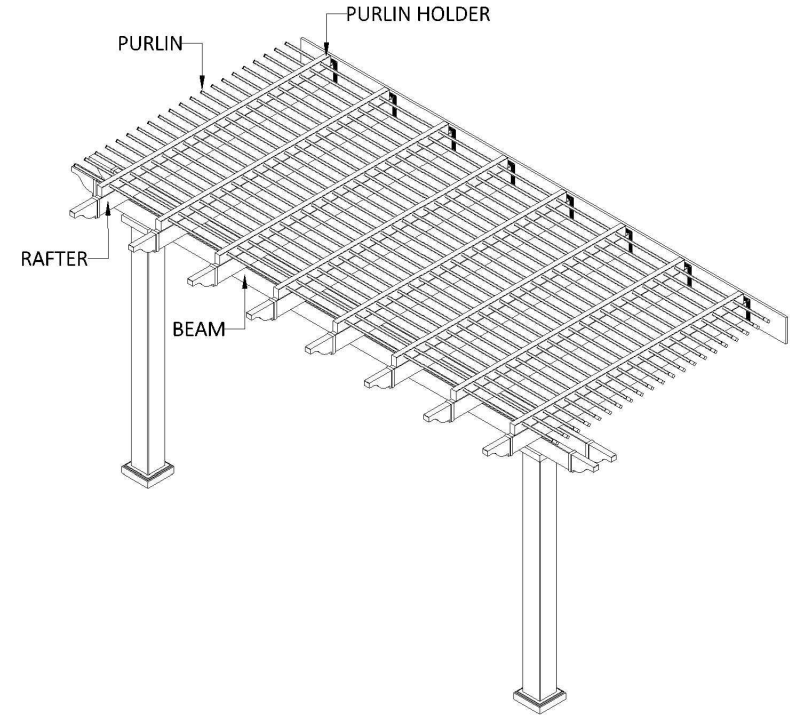
SIDE ELEVATION



CENTER OF POST TO FACE OF LEDGER MEASUREMENT

POST STYLE	INCHES
5" Square Post (7" base)	81 1/2
7" Square Column (10 1/2" base)	78 3/4
7" Round Column (10 1/2" base)	78 3/4
10" Round Column (12 1/4" base)	77 7/8

PLAN VIEW



KIT COMPONENTS

DESCRIPTION	QUANTITY
Your Selected Post with Aluminum Insert	2
2 X 6 Beam with Aluminum Insert	2
2 X 6 Rafter with Aluminum Insert	8
2 X 6 Pergola Cap	12
2 X 3 1/2 Purlin Holder	8
2 X 3 1/2 Flat Cap	16
7/8 X 3 Purlin (75% Shade)	22
7/8 X 3 Purlin Cap	44
PVC Ledger Plate	1