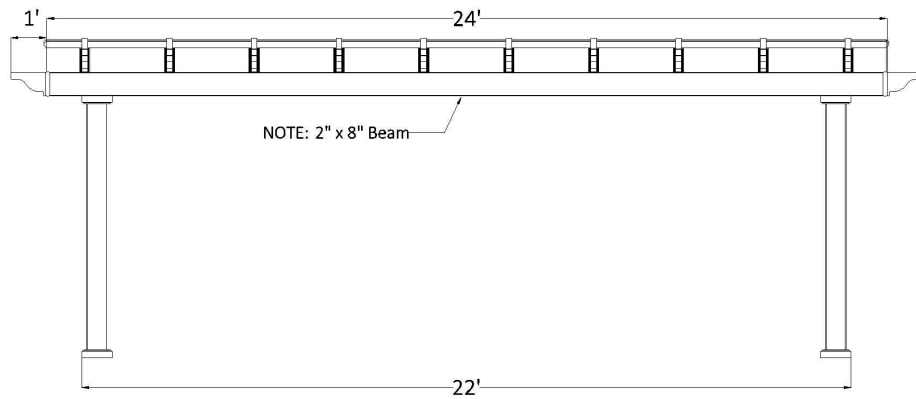
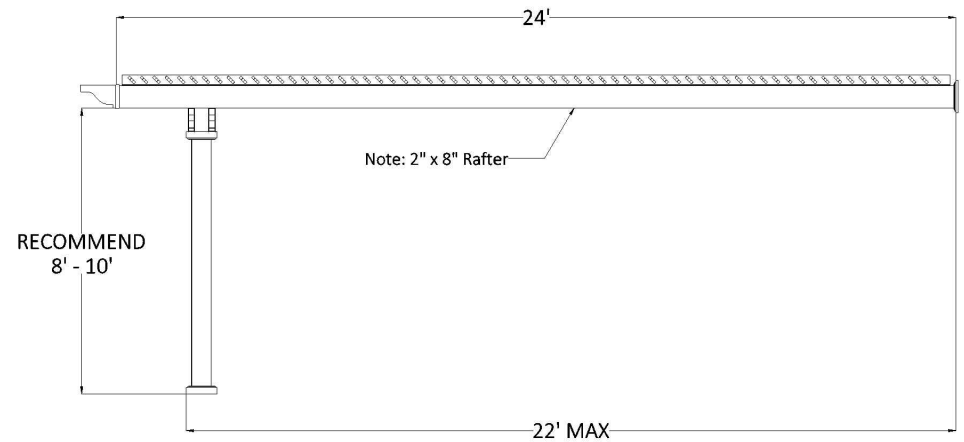


FRONT ELEVATION



SIDE ELEVATION



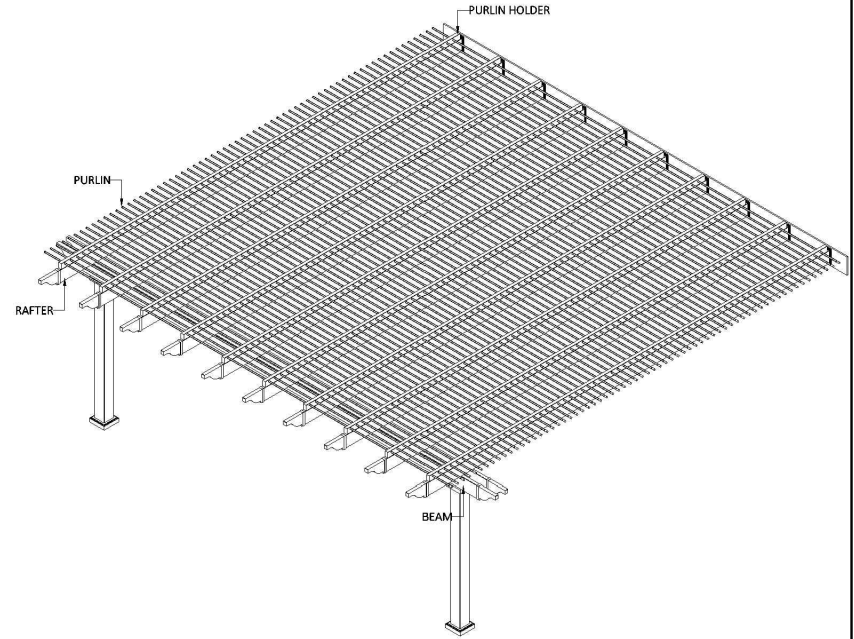
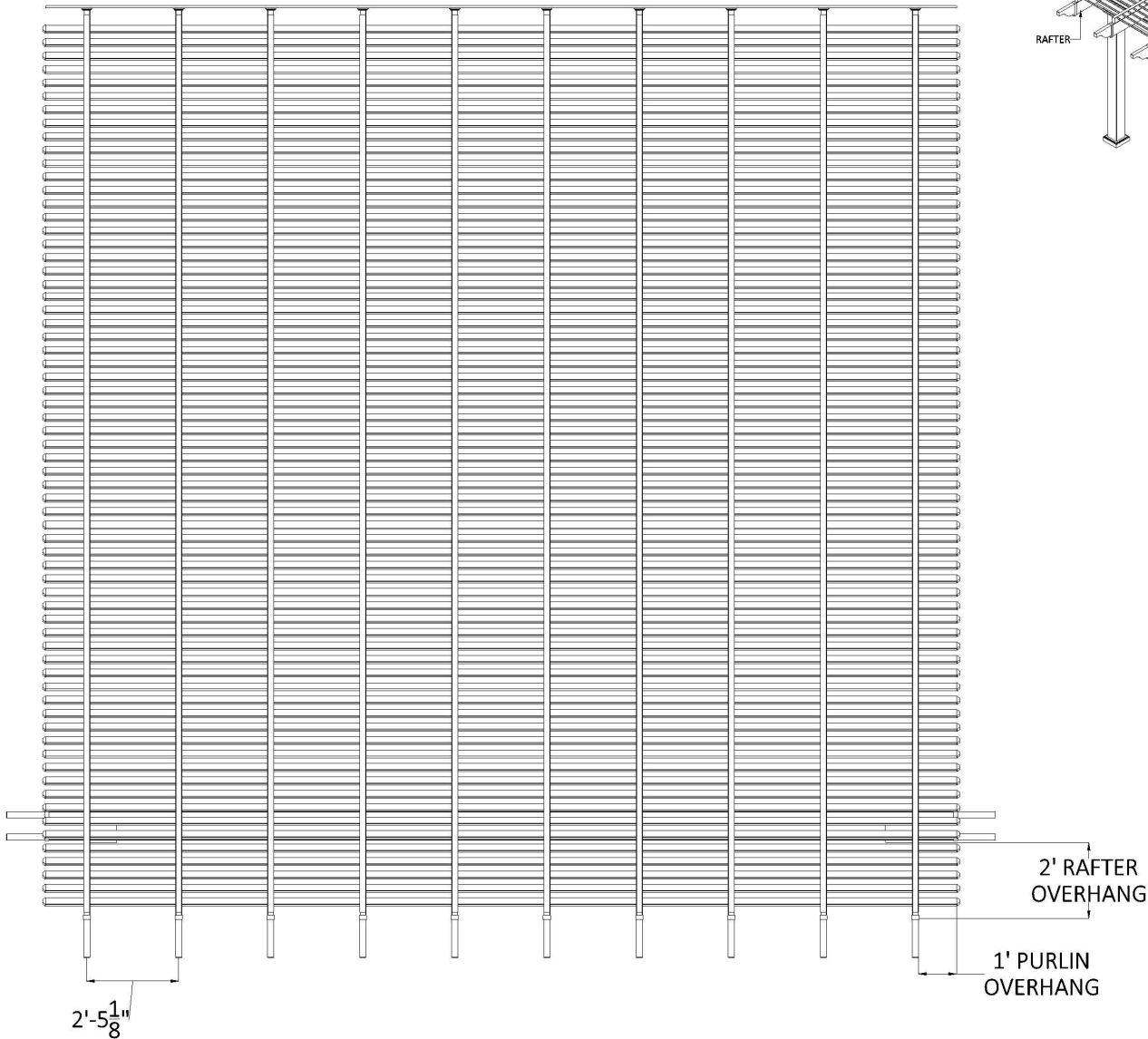
POST ON CENTER MEASUREMENT

POST STYLE	INCHES
5" Square Post (7" base)	259
7" Square Column (10 1/2" base)	253 1/2
7" Round Column (10 1/2" base)	253 1/2
10" Round Column (12 1/4" base)	251 3/4

CENTER OF POST TO FACE OF LEDGER MEASUREMENT

POST STYLE	INCHES
5" Square Post (7" base)	261 1/2
7" Square Column (10 1/2" base)	258 3/4
7" Round Column (10 1/2" base)	258 3/4
10" Round Column (12 1/4" base)	257 7/8

PLAN VIEW



KIT COMPONENTS

DESCRIPTION	QUANTITY
Your Selected Post with Aluminum Insert	2
2 X 8 Beam with Aluminum Insert	2
2 X 8 Rafter with Aluminum Insert	10
2 X 8 Pergola Cap	14
2 X 3 1/2 Purlin Holder	10
2 X 3 1/2 Flat Cap	20
7/8 X 3 Purlin (75% Shade)	70
7/8 X 3 Purlin Cap	140
PVC Ledger Plate	1

24' x 24' FREESTANDING PERGOLA

Heartlandpergolas.com

563-345-6745

