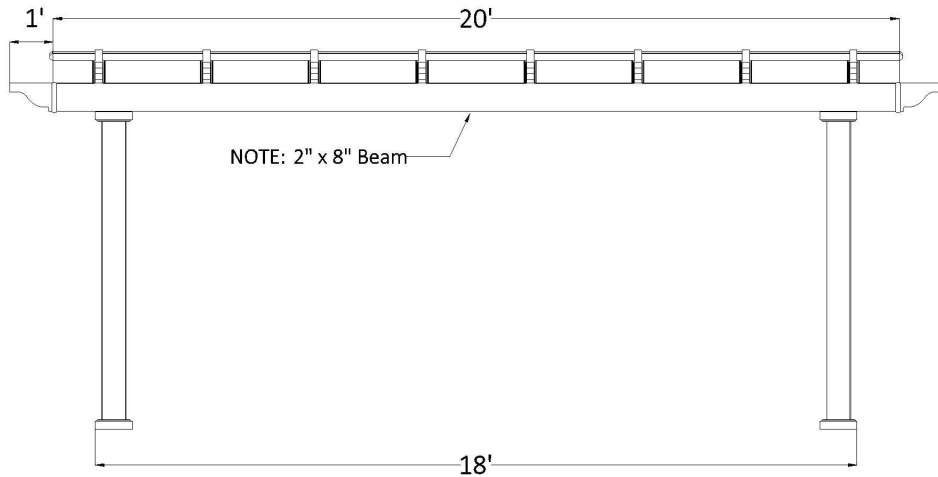
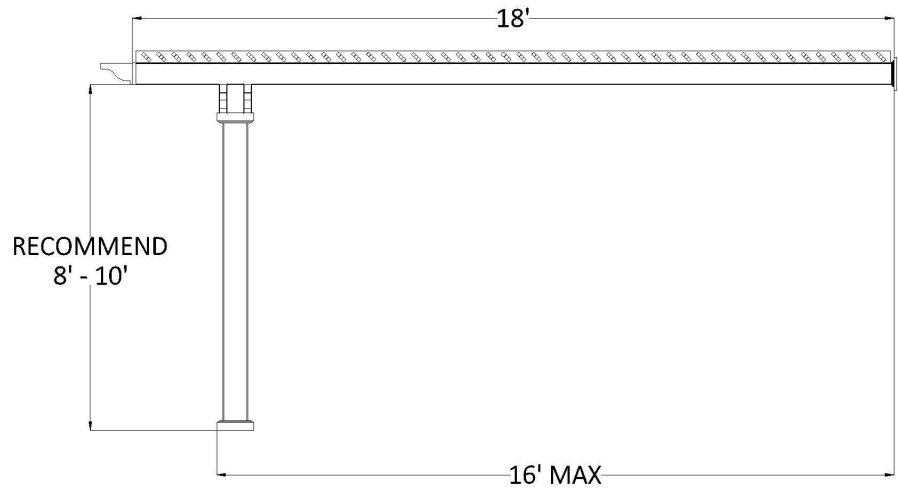


FRONT ELEVATION



SIDE ELEVATION



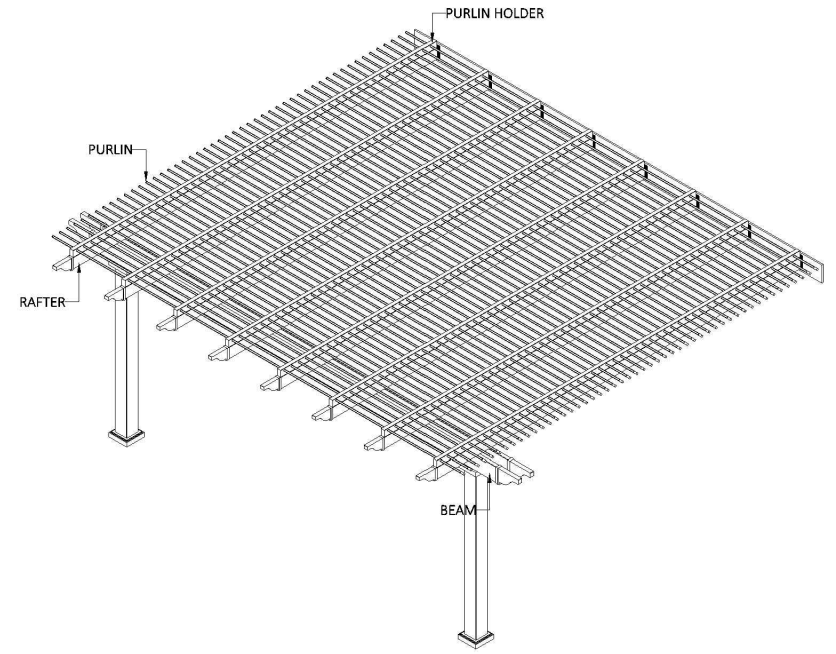
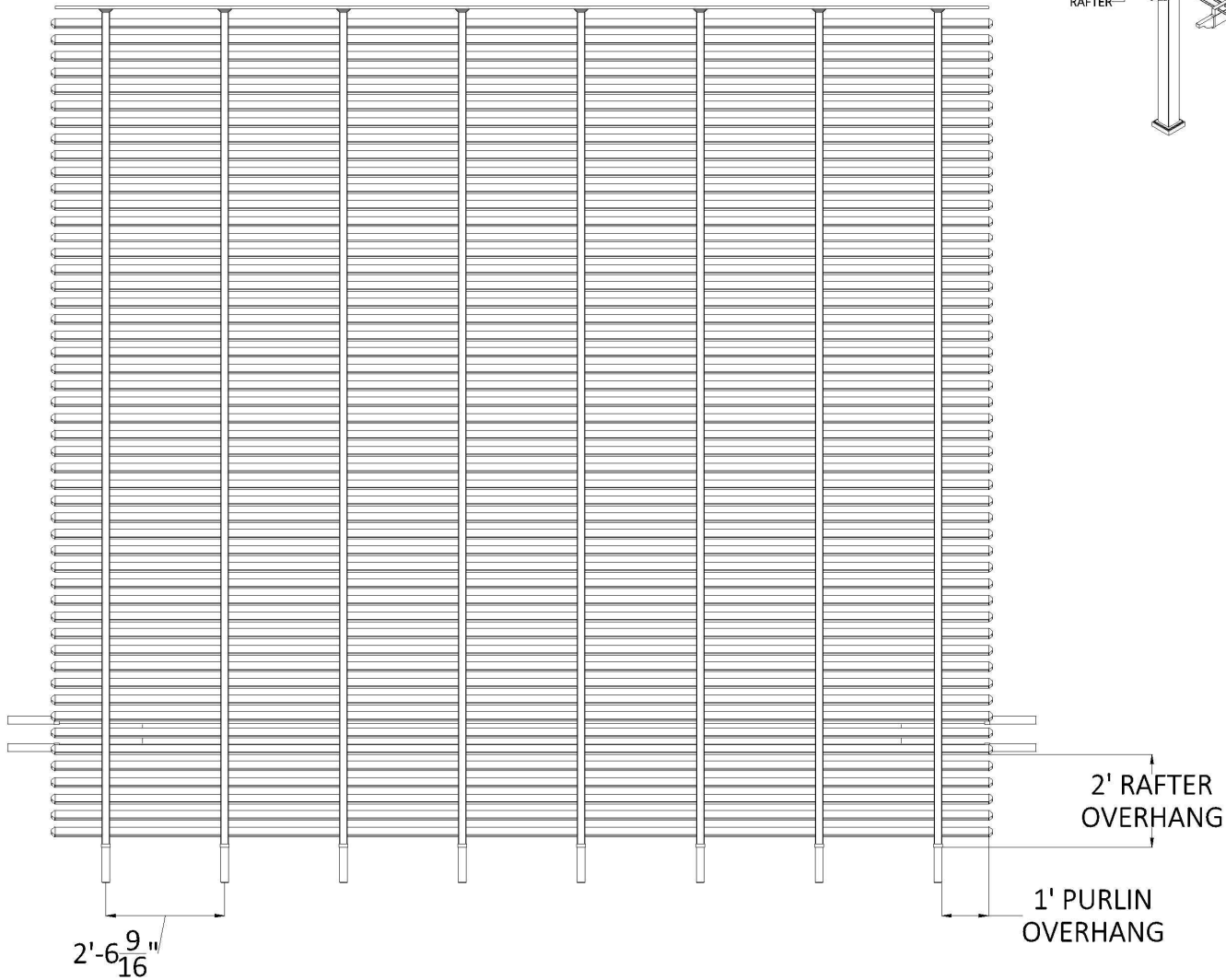
POST ON CENTER MEASUREMENT

POST STYLE	INCHES
5" Square Post (7" base)	211
7" Square Column (10 1/2" base)	205 1/2
7" Round Column (10 1/2" base)	205 1/2
10" Round Column (12 1/4" base)	203 3/4

CENTER OF POST TO FACE OF LEDGER MEASUREMENT

POST STYLE	INCHES
5" Square Post (7" base)	189 1/2
7" Square Column (10 1/2" base)	186 3/4
7" Round Column (10 1/2" base)	186 3/4
10" Round Column (12 1/4" base)	185 7/8

PLAN VIEW



KIT COMPONENTS

DESCRIPTION	QUANTITY
Your Selected Post with Aluminum Insert	2
2 X 8 Beam with Aluminum Insert	2
2 X 6 Rafter with Aluminum Insert	8
Pergola Cap	12
2 X 3 1/2 Purlin Holder	8
2 X 3 1/2 Flat Cap	16
7/8 X 3 Purlin (75% Shade)	52
7/8 X 3 Purlin Cap	104
PVC Ledger Plate	1

18' x 20' ATTACHED PERGOLA

Heartlandpergolas.com

563-345-6745

