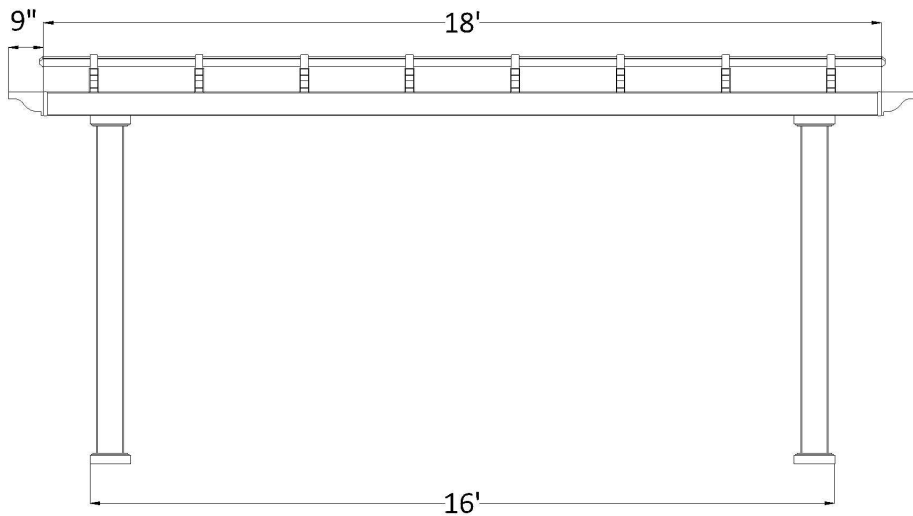
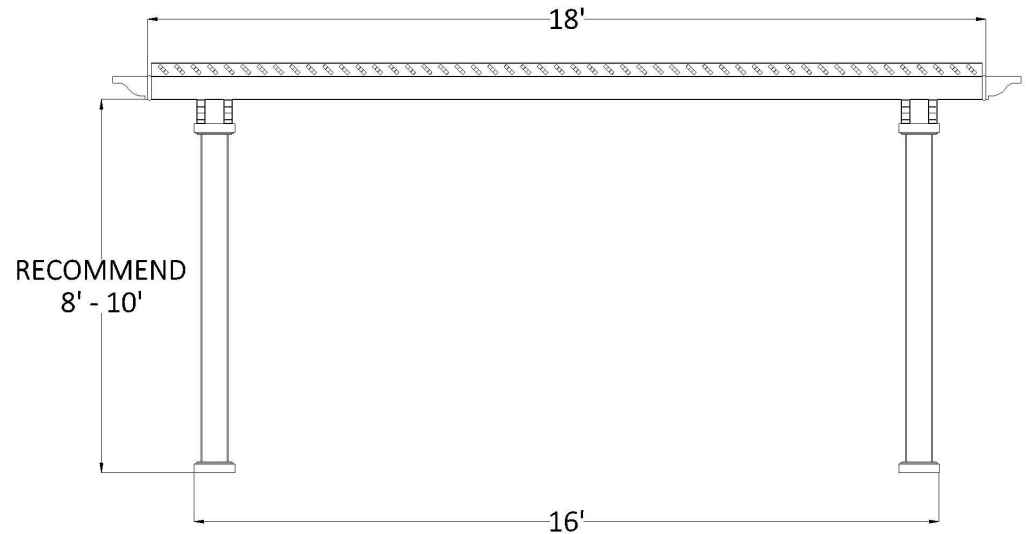


FRONT ELEVATION



SIDE ELEVATION



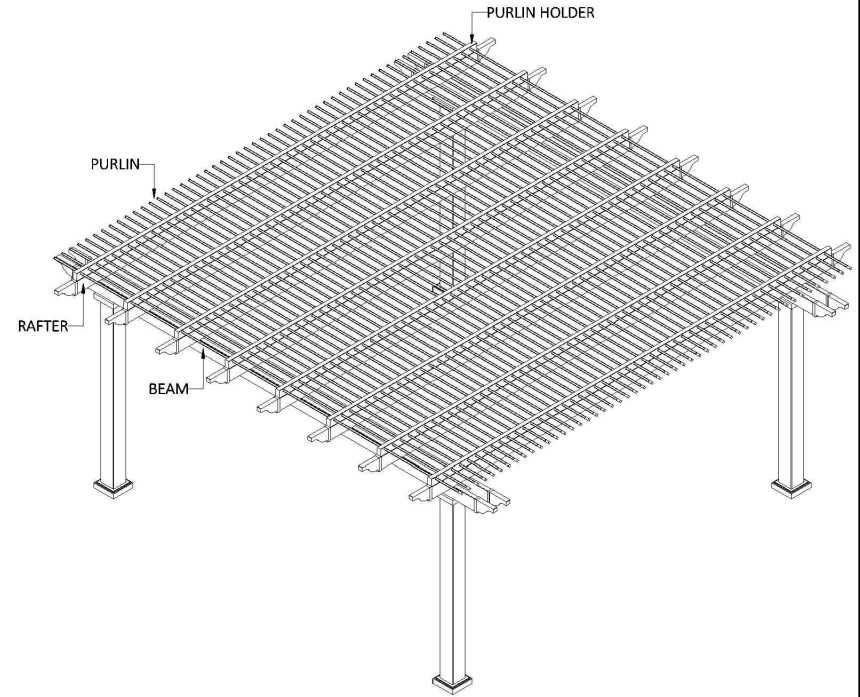

POST ON CENTER MEASUREMENT

POST STYLE	INCHES
5" Square Post (7" base)	187
7" Square Column (10 1/2" base)	181 1/2
7" Round Column (10 1/2" base)	181 1/2
10" Round Column (12 1/4" base)	179 3/4

POST ON CENTER MEASUREMENT

POST STYLE	INCHES
5" Square Post (7" base)	187
7" Square Column (10 1/2" base)	181 1/2
7" Round Column (10 1/2" base)	181 1/2
10" Round Column (12 1/4" base)	179 3/4

PLAN VIEW



1' RAFTER
OVERHANG

1' PURLIN
OVERHANG

KIT COMPONENTS

DESCRIPTION	QUANTITY
Your Selected Post with Aluminum Insert	4
2 X 6 Beam with Aluminum Insert	4
2 X 6 Rafter with Aluminum Insert	8
2 X 6 Pergola Cap	24
2 X 3 1/2 Purlin Holder	8
2 X 3 1/2 Flat Cap	16
7/8 X 3 Purlin (75% Shade)	52
7/8 X 3 Purlin Cap	104

18' x 18' FREESTANDING PERGOLA

Heartlandpergolas.com

563-345-6745

