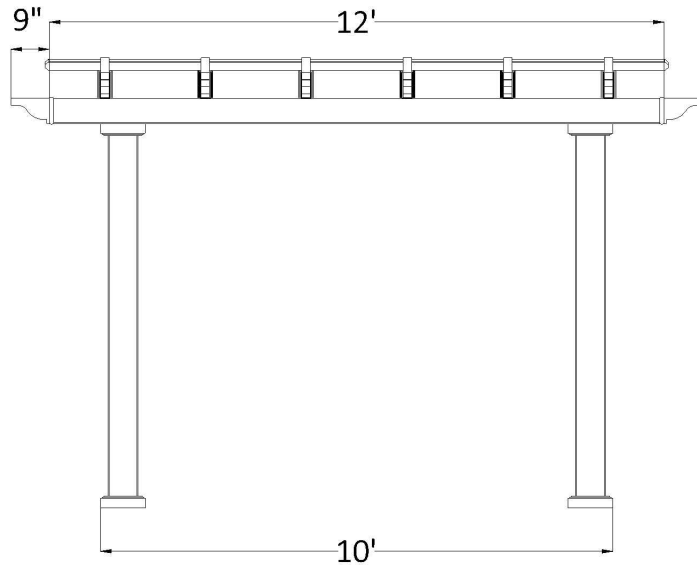


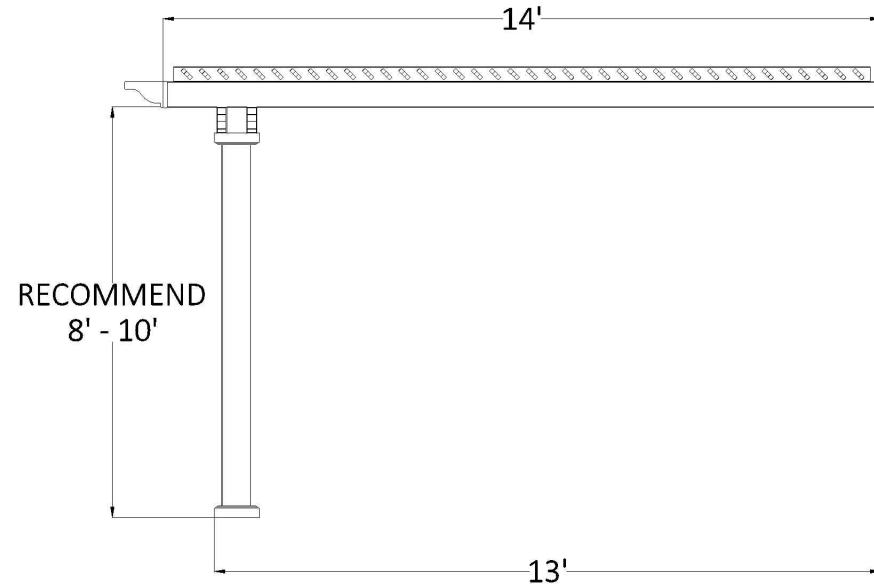
# FRONT ELEVATION



POST ON CENTER MEASUREMENT

POST STYLE	INCHES
5" Square Post (7" base)	115
7" Square Column (10 1/2" base)	109 1/2
7" Round Column (10 1/2" base)	109 1/2
10" Round Column (12 1/4" base)	107 3/4

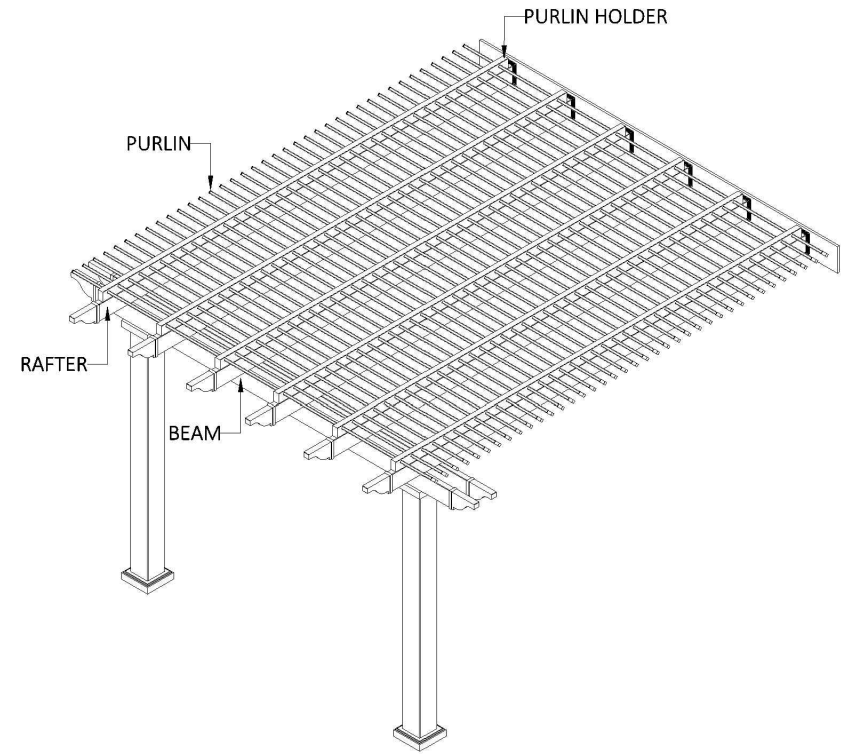

# SIDE ELEVATION



CENTER OF POST TO FACE OF LEDGER MEASUREMENT

POST STYLE	INCHES
5" Square Post (7" base)	153 1/2
7" Square Column (10 1/2" base)	150 3/4
7" Round Column (10 1/2" base)	150 3/4
10" Round Column (12 1/4" base)	149 7/8

# PLAN VIEW



## KIT COMPONENTS

DESCRIPTION	QUANTITY
Your Selected Post with Aluminum Insert	2
2 X 6 Beam with Aluminum Insert	2
2 X 6 Rafter with Aluminum Insert	6
2 X 6 Pergola Cap	10
2 X 3 1/2 Purlin Holder	6
2 X 3 1/2 Flat Cap	12
7/8 X 3 Purlin (75% Shade)	40
7/8 X 3 Purlin Cap	80
PVC Ledger Plate	1